

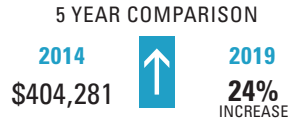
# NARRAGANSETT

POPULATION <b>15,550</b>	HOUSEHOLDS <b>6,678</b>	MEDIAN HOUSEHOLD INCOME <b>\$80,278</b>	<b>69% OWN</b>	<b>31% RENT</b>
-----------------------------	----------------------------	--	----------------	-----------------

## HOUSING COSTS

### MEDIAN SINGLE FAMILY

Home price **\$499,450**  
Monthly housing payment **\$3,218**



### AVERAGE 2-BEDROOM RENT

Rental payment **\$1,753**

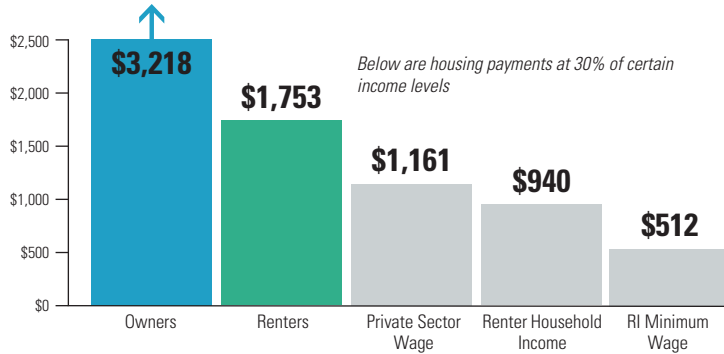


**\$128,709** Income needed to afford this

**\$70,120** Income needed to afford this

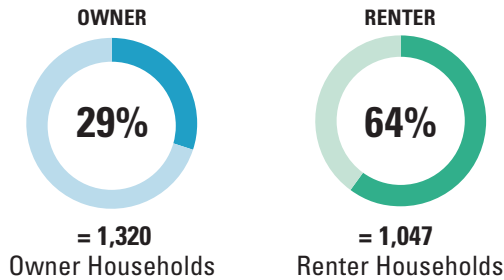
## AFFORDABILITY GAP

### MONTHLY COSTS: OWNERS & RENTERS



### COST BURDENED HOUSEHOLDS

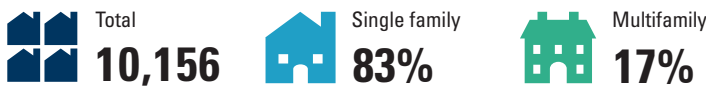
**2,367** HOUSEHOLDS ARE COST BURDENED



*A household is considered burdened if it spends 30% or more of its income on housing costs.*

## CURRENT HOUSING & DEVELOPMENT

### HOUSING STOCK



### INFRASTRUCTURE

REGION: South

Public Water  
 Full  Partial  None

Public Sewer  
 Nearly Full  < Partial  None

### MULTIFAMILY BY RIGHT IN RESIDENTIAL ZONES

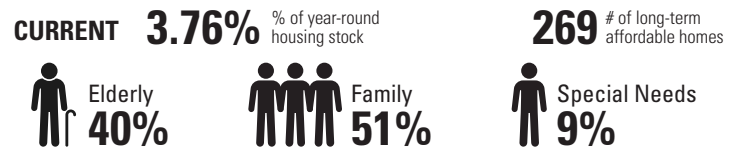
Yes  No

### RESIDENTIAL DEVELOPMENT ORDINANCES



2019 BUILDING PERMITS: Total **29**   Single family **29**   Multi-family **0**

### LONG-TERM AFFORDABLE HOMES RI General Law: 45-53-3(9) Low or Moderate Income Housing



### NEWLY ADDED

Ownership **0**   Rental **1**

### PRESERVED RENTALS

**0**

State-Funded Homes  
**BUILDING HOMES RHODE ISLAND (Rounds I, II, & III): 2**