

LINCOLN

POPULATION **21,644** | HOUSEHOLDS **7,898** | MEDIAN HOUSEHOLD INCOME **\$74,123**

67% OWN

33% RENT

HOUSING COSTS

▶ MEDIAN SINGLE FAMILY

Home price **\$355,000**
Monthly housing payment **\$2,605**

5 YEAR COMPARISON

2014 **\$282,132** 2019 **\$355,000**
26% INCREASE

▶ AVERAGE 2-BEDROOM RENT

Rental payment **\$1,707**

5 YEAR COMPARISON

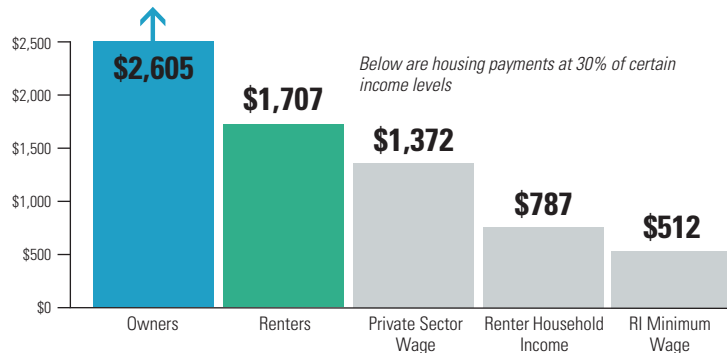
2014 **\$1,532** 2019 **\$1,707**
11% INCREASE

\$104,201 ← Income needed to afford this

\$68,280 ← Income needed to afford this

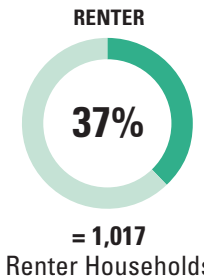
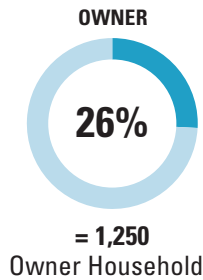
AFFORDABILITY GAP

▶ MONTHLY COSTS: OWNERS & RENTERS



▶ COST BURDENED HOUSEHOLDS

2,267 HOUSEHOLDS ARE COST BURDENED



A household is considered burdened if it spends 30% or more of its income on housing costs.

CURRENT HOUSING & DEVELOPMENT

▶ HOUSING STOCK

Total **8,666** | Single family **60%** | Multifamily **40%**

▶ INFRASTRUCTURE

REGION: Northeast

Public Water

Full Partial None

Public Sewer

Nearly Full Partial None

▶ MULTIFAMILY BY RIGHT

IN RESIDENTIAL ZONES

Yes No

▶ RESIDENTIAL DEVELOPMENT ORDINANCES

ADU **AHTF** AR CP FZ
G/VC ID IZ **MU** TOD

▶ 2019 BUILDING PERMITS: Total **83** | Single family **38** | Multi-family **45**
Municipally reported

▶ LONG-TERM AFFORDABLE HOMES

RI General Law: 45-53-3(9) Low or Moderate Income Housing

CURRENT **6.38%** % of year-round housing stock

575 # of long-term affordable homes

Elderly **66%**

Family **25%**

Special Needs **8%**

NEWLY ADDED

Ownership **0**

Rental **0**

PRESERVED RENTALS

0

State-Funded Homes

BUILDING HOMES RHODE ISLAND (Rounds I, II, & III): **2**