

NORTH PROVIDENCE

POPULATION
32,333

HOUSEHOLDS
14,230

MEDIAN HOUSEHOLD INCOME
\$52,547

59% OWN

41% RENT

MEDIAN SINGLE FAMILY HOME PRICE

\$221,000

Assumed down payment
\$7,735

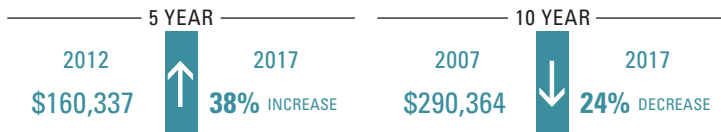
Mortgage amount
\$216,997

Monthly housing payment
\$1,756

\$70,224

Income needed to afford this

MEDIAN HOME PRICE: COMPARISON



AVERAGE 2-BEDROOM RENT

\$1,392

\$55,680

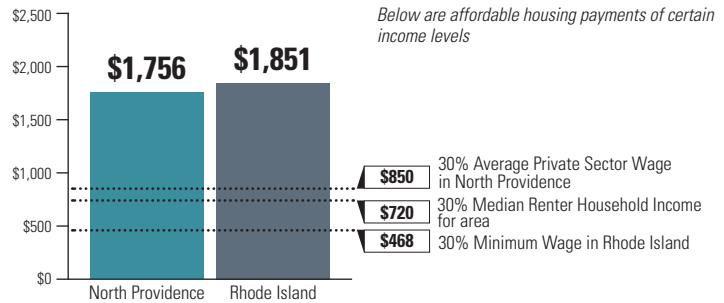
Income needed to afford this

RENTAL / 2BR: COMPARISON



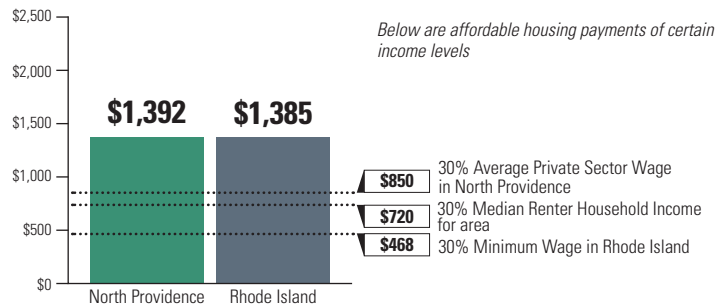
AFFORDABILITY

OWNERS: MONTHLY COST OF MEDIAN PRICE HOME



COST BURDENED OWNERS: 30% | Rhode Island: **30%**
A household is considered burdened if it spends more than 30% of its income on housing costs.

RENTERS: MONTHLY COST OF AVERAGE 2BR



COST BURDENED RENTERS: 55% | Rhode Island: **51%**
A household is considered burdened if it spends 30% or more of its income on housing costs.

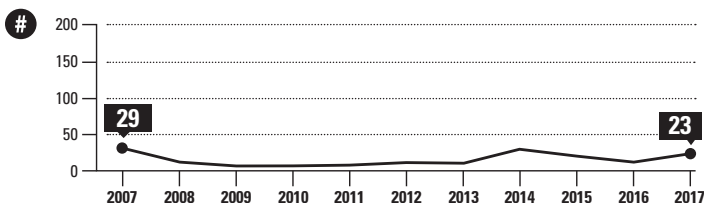
HOUSING STOCK

Total
15,513

Single family
49%

Multifamily
51%

New Units Authorized



LONG-TERM AFFORDABLE HOMES

RI General Law: 45-53-3(9) Low or Moderate Income Housing

CURRENT 6.9% % of year-round housing stock

1,060 # of long-term affordable homes

Elderly
87%

Family
1%

Special Needs
12%

NEWLY ADDED

Ownership - Rental -

PRESERVED RENTALS

-

State-Funded **BUILDING HOMES RHODE ISLAND: Rounds I, II & III**

BUILT (BHRI I & II) -

FUNDED (BHRI III) -