

GLOCESTER

POPULATION **9,934** | HOUSEHOLDS **3,569** | MEDIAN HOUSEHOLD INCOME **\$87,758**

92% OWN | **8% RENT**

MEDIAN SINGLE FAMILY HOME PRICE

\$280,000 Assumed down payment **\$9,800** Mortgage amount **\$274,929** Monthly housing payment **\$2,066**

\$82,640 Income needed to afford this


MEDIAN HOME PRICE: COMPARISON



AVERAGE 2-BEDROOM RENT

N/A Income needed to afford this

RENTAL / 2BR: COMPARISON

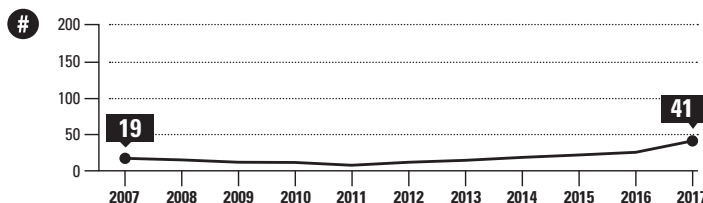


N/A: Insufficient data

HOUSING STOCK

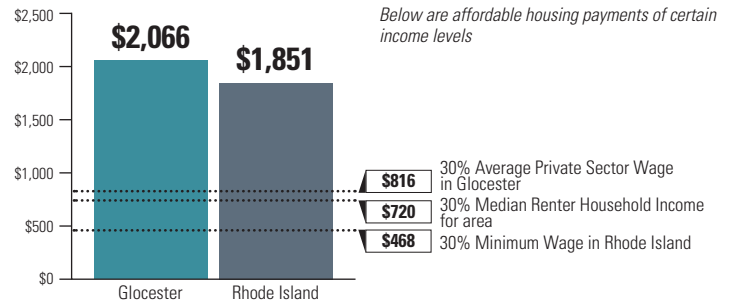
Total **4,017** | Single family **92%** | Multifamily **8%**

New Units Authorized



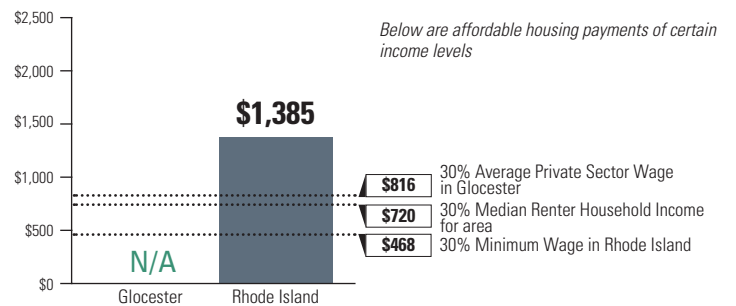
AFFORDABILITY

OWNERS: MONTHLY COST OF MEDIAN PRICE HOME



COST BURDENED OWNERS: 29% | Rhode Island: **30%**
A household is considered burdened if it spends more than 30% of its income on housing costs.

RENTERS: MONTHLY COST OF AVERAGE 2BR



COST BURDENED RENTERS: 39% | Rhode Island: **51%**
A household is considered burdened if it spends 30% or more of its income on housing costs.

LONG-TERM AFFORDABLE HOMES

RI General Law: 45-53-3(9) Low or Moderate Income Housing

CURRENT 2.2% % of year-round housing stock | **83** # of long-term affordable homes

75% Elderly | **11%** Family | **14%** Special Needs

NEWLY ADDED

Ownership - Rental -

PRESERVED RENTALS

-

State-Funded **BUILDING HOMES RHODE ISLAND: Rounds I, II & III**

BUILT (BHRI I & II) -

FUNDED (BHRI III) -