

PORTSMOUTH

POPULATION **17,351** HOUSEHOLDS **7,163** MEDIAN HOUSEHOLD INCOME **\$86,051**

75% OWN

25% RENT

MEDIAN SINGLE FAMILY HOME PRICE

\$380,000

Assumed down payment
\$13,300

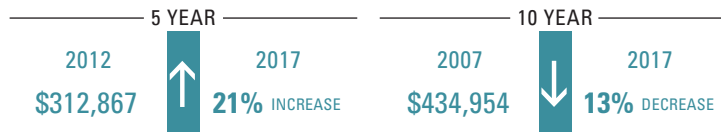
Mortgage amount
\$373,117

Monthly housing payment
\$2,658

\$106,304

Income needed to afford this

MEDIAN HOME PRICE: COMPARISON



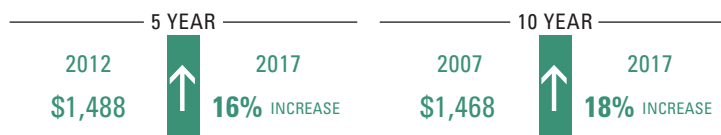
AVERAGE 2-BEDROOM RENT

\$1,733

\$69,320

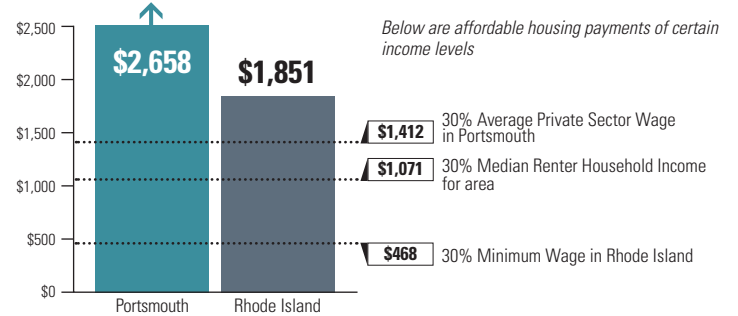
Income needed to afford this

RENTAL / 2BR: COMPARISON



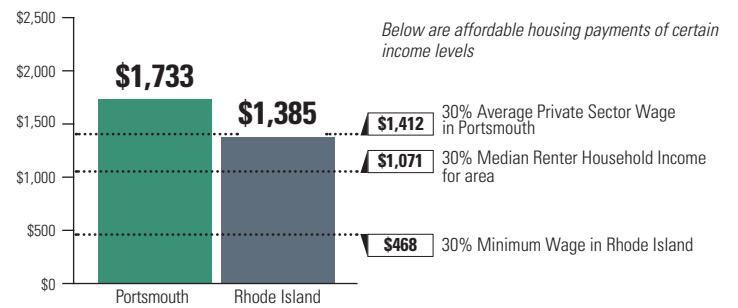
AFFORDABILITY

OWNERS: MONTHLY COST OF MEDIAN PRICE HOME



COST BURDENED OWNERS: 29% | Rhode Island: **30%**
A household is considered burdened if it spends more than 30% of its income on housing costs.

RENTERS: MONTHLY COST OF AVERAGE 2BR



COST BURDENED RENTERS: 52% | Rhode Island: **51%**
A household is considered burdened if it spends 30% or more of its income on housing costs.

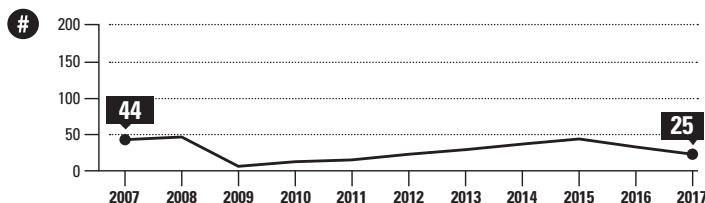
HOUSING STOCK

Total
8,457

Single family
83%

Multifamily
17%

New Units Authorized



LONG-TERM AFFORDABLE HOMES

RI General Law: 45-53-3(9) Low or Moderate Income Housing

CURRENT 2.8% % of year-round housing stock

210 # of long-term affordable homes

Elderly
80%

Family
6%

Special Needs
14%

NEWLY ADDED

Ownership -

Rental -

PRESERVED RENTALS

-

State-Funded **BUILDING HOMES RHODE ISLAND: Rounds I, II & III**

BUILT (BHRI I & II) -

FUNDED (BHRI III) -